



THE UNIVERSITY OF BRITISH COLUMBIA

School of Information

Faculty of Arts

Annual Alumni Survey Results 2019

Introduction

The following online survey was distributed to graduates of the Master of Archival Studies (MAS), Master of Library & Information Studies (MLIS), and Master of Archival Studies/Master of Library & Information Studies (MASLIS) graduates whose degrees were conferred between September 2018 and May 2019.

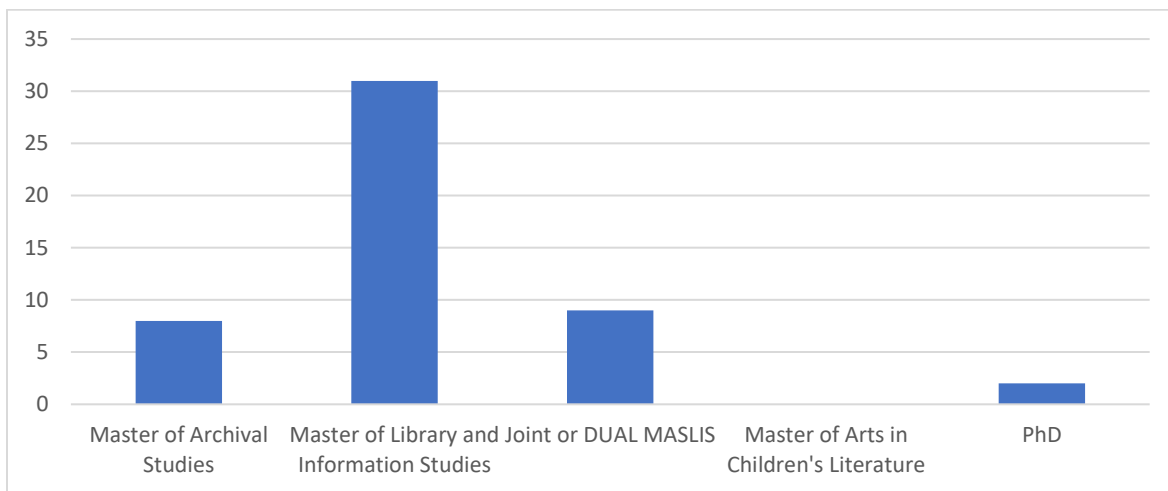
A total of 106 graduates were eligible to complete the survey: 73 MLIS, 13 MAS, 12 MASLIS, 6 MACL, and 2 PhD graduates. A total of 50 graduates completed the survey for a total response rate of 47.17% (50/106). Of the 50, 31 are MLIS graduates, 8 are MAS graduates, 9 are dual MAS/MLIS graduates, and 2 are PhD graduates.

Questions about the survey can be directed to the Educational Services Coordinator at ischool.edsc@ubc.ca.

Key findings

- 96% of the respondents are currently employed, compared to 87% of last year. Of the 48 respondents to the Alumni Survey who confirmed they have obtained employment since graduation, 47 (94%) reported being employed in a position related to their iSchool degrees.
- 88% of respondents were either employed before completing their degree or within six months of graduation.

What degree did you complete at the iSchool?

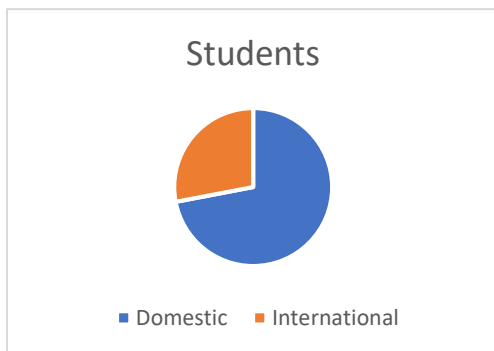


Responses	50
Master of Archival Studies	8
Master of Library and Information Studies	31
Joint or DUAL MASLIS	9
Master of Arts in Children's Literature	0
PhD	2

Did you complete any sub-specializations or concentrations as part of your degree?

First Nations Curriculum Concentration	8
Human-computer Interaction sub-specialization	0

Were you attending as a domestic or international student?



Responses	
Domestic	36
International	14

When was your degree conferred?

Answer	Response	%
September 2018	0	0%
November 2018	10	20%
February 2019	5	10%
May 2019	35	70%
Total	50	100%

What is your age group?

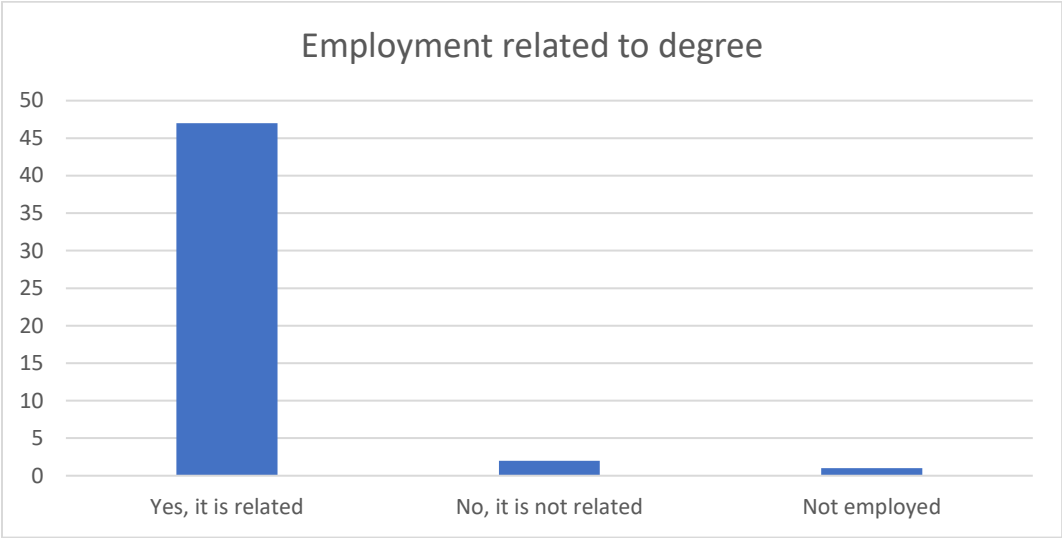
Answer	Response	%
20-29	26	52%
30-39	19	38%
40-49	2	4%
50-59	3	6%
60+	0	0%
Total	50	100%

Are you currently employed?



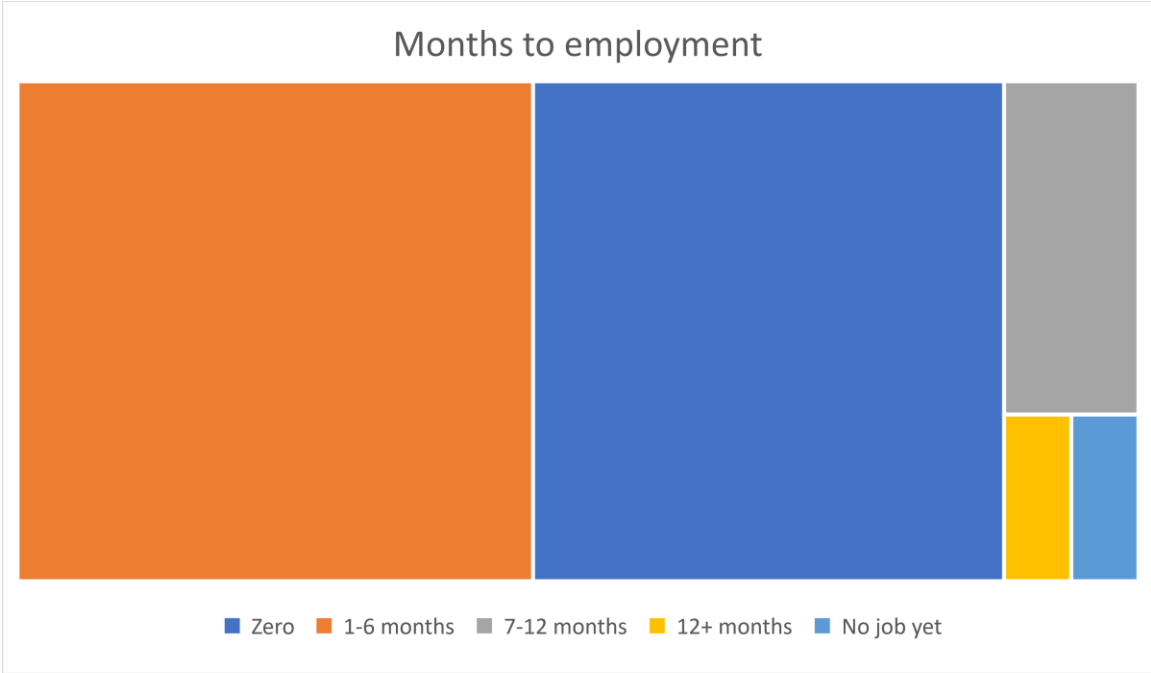
Yes 48 (96%)
No 2 (4%)

If you are currently employed, is your employment related to your iSchool degree?



Yes, it is related	47 (94%)
No, it is not related	2 (4%)
Not employed	1 (2%)

How many months elapsed between the completion of your degree and your first job placement?



UBC School of Information

Answer	Response	%
Zero – I obtained the position before completing my degree	21	42%
1-6 months	23	46%
7-12 months	4	8%
More than 12 months	1	2%
I have not received my first job placement	1	2%
Total	50	100%

What best describes your work status?

Answer	Response	%
Employed full-time in a single position	35	70%
Employed full-time in multiple positions	1	2%
Employed part-time in a single position	8	16%
Employed part-time in multiple positions	5	10%
Not employed	1	2%
Total	50	100%

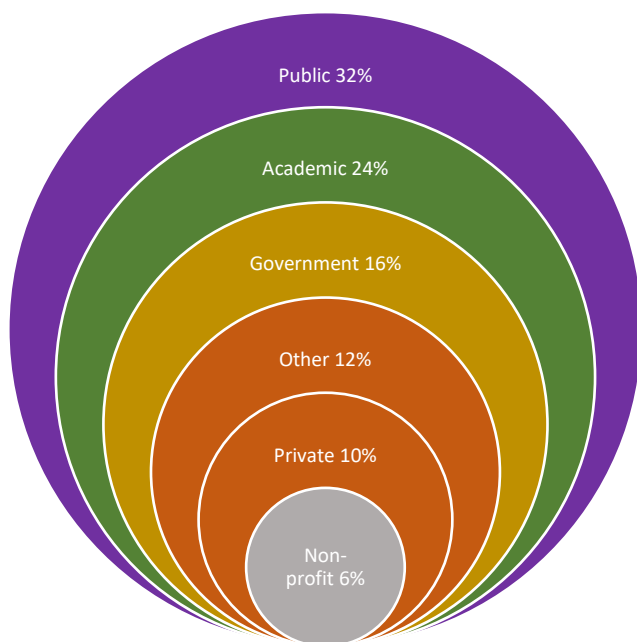
Did you obtain your full-time position as your first job placement?

Answer	Response	%
Yes	27	54%
No, I worked multiple contract positions prior to obtaining full-time employment	11	22%
No	12	24%
Total	50	100%

What is your current salary range?

Answer	Response	%
Less than \$25,000	5	10.2%
\$25,000-49,999	14	28.57%
\$50,000-74,999	26	53.06%
\$75,000-99,999	4	8.16%
Total	50	100%

In what type of organization is this position?



Answer	Response	%
Academic	12	24%
Public	16	32%
Private	5	10%
Government	8	16%
Non-profit	3	6%
Other	6	12%
Total	50	100%

UBC School of Information

Where is this position located?

Answer	Response	%
Metro Vancouver	24	48%
Lower Mainland (Whistler to Hope)	6	12%
Other part of BC	4	8%
Other Canadian province/territory	7	14%
Outside Canada	9	18%
Total	50	100%

Job titles

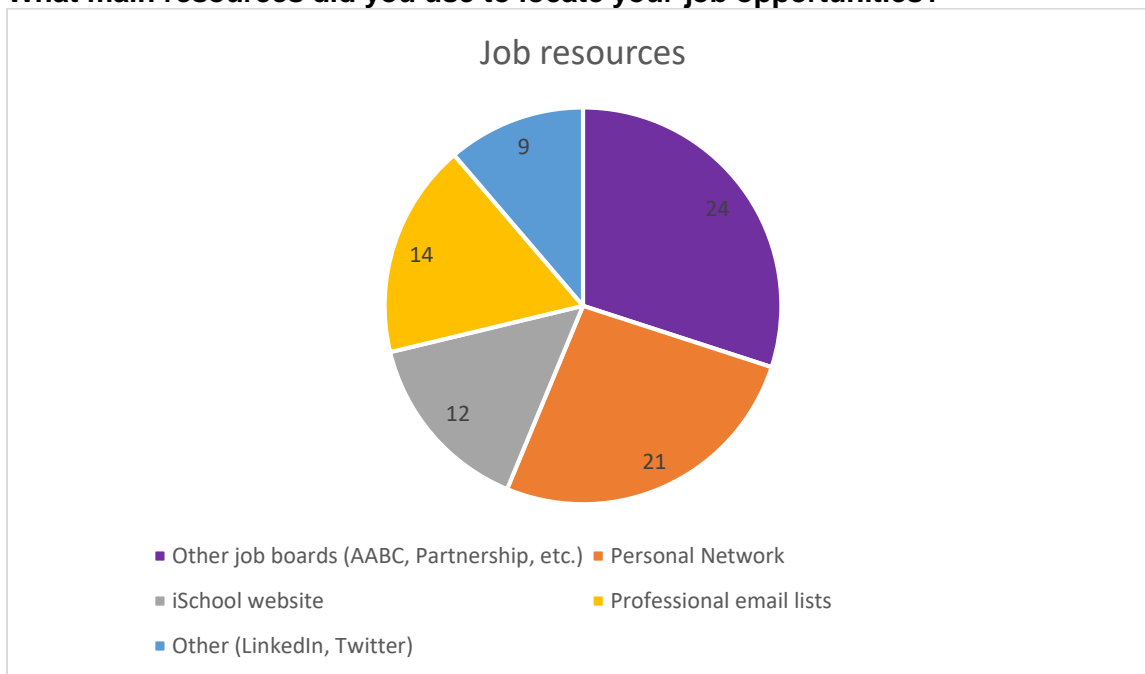
Community Services Librarian
 Records Analyst
 Records Assistant
 Records Classifier
 Archivist
 Digital Librarian
 Teen Services Librarian
 Technology Librarian
 Project Archivist
 Public Services Librarian
 Museum Archivist
 Research Assistant
 Corporate Research Coordinator
 Information Management Clerk
 Services Librarian

Instructional Media Commons Coordinator
 Digital Library Specialist
 Market Research Analyst
 Information and Records Management
 Coordinator
 Bartender
 Lecturer
 Knowledge Services Manager
 Children's Librarian
 Forestry Librarian
 Knowledge and Records Management
 Specialist
 Auxiliary Librarian
 Records and Library Technician

How would you rate your job satisfaction in your current role? (10 being a perfect job, and 1 being the worst job possible)

Answer	Response	%
10	2	4
9	12	24
8	17	34
7	7	14
6	5	10
5	6	12
4	1	2
Total	50	100%

What main resources did you use to locate your job opportunities?



Are you a member of a professional organization?

Yes 31 (62%)
 No 19 (38%)

UBC School of Information

Upon graduation, please rate the level to which you felt prepared for the job market in the following areas:

Ability to assess the needs of diverse groups of people and respond to those needs through the design and provision of information resources, services and systems							
Scale (5 fully prepared, 1 unprepared)	1	2	3	4	5	Responses	Average
	1	3	17	25	3	49	3.53
Ability to organize and manage information for effective preservation, discovery, access and use							
Scale (5 fully prepared, 1 unprepared)	1	2	3	4	5	Responses	Average
	0	3	14	25	8	50	3.76
Ability to apply knowledge of information technology and resources to real world situations							
Scale (5 fully prepared, 1 unprepared)	1	2	3	4	5	Responses	Average
	1	4	17	21	7	50	3.58
Ability to reflect in a critical and informed manner on the role of information professions in society							
Scale (5 fully prepared, 1 unprepared)	1	2	3	4	5	Responses	Average
	1	2	8	18	21	50	4.12
Ability to communicate effectively							
Scale (5 fully prepared, 1 unprepared)	1	2	3	4	5	Responses	Average
	0	0	9	17	24	50	4.30
Ability to be an effective manager							
Scale (5 fully prepared, 1 unprepared)	1	2	3	4	5	Responses	Average
	6	9	20	11	4	50	2.96
Ability to conduct research and assess information resources							
Scale (5 fully prepared, 1 unprepared)	1	2	3	4	5	Responses	Average
	1	1	7	25	16	50	4.08
Ability to represent your chosen profession through advocacy initiatives, professional development, teaching, research, etc.							
Scale (5 fully prepared, 1 unprepared)	1	2	3	4	5	Responses	Average
	2	6	18	7	17	50	3.62

What continuing education or professional development activities have you participated in since graduation? (check all that apply)

Answer	Response	%
Participated in a course or workshop	23	29.49
Delivered a course or workshop	12	15.38
Attended work-related conference	24	30.77
Other continuing education activities	19	24.36

UBC School of Information

What, if any, of the following activities during your iSchool degree contributed to your career success to date?

Answer	Response	%
Co-op	26	18.57
Professional Experience (for credit)	31	22.14
Internship or Practicum (for credit)	8	5.71
Employment at SLAIS (such as STA or research assistant-ship)	9	6.43
Employment at UBC (such as GAA or student librarian)	25	17.86
Student Leadership (such as LASSA, ACA Student Chapter, ASIS&T Student Chapter)	13	9.29
Networking with graduates and other professionals during your time as a student	28	20

Thinking of your education at the iSchool, what areas or topics best prepared you for the positions you have been in since graduation?

Work Experience: 40 Group Work: 9 Children's Service: 6 Management: 8 Cataloging: 8 Research: 17 Arrangement and Description: 14 Communication: 11 Reference Services: 16 Public Librarianship: 5 Info Design: 7 Programming: 6 Database Design: 10 Collection Management: 16 Legal Courses: 11 Information Technology: 15 Records Management: 19	Archival Theory: 15 Project Management: 15 Preservation / Digital Preservation: 14 Aboriginal Literature / Material: 8 Marketing: 3 Info Visualization: 7
---	--

UBC School of Information

The following questions are UBC Faculty of Arts Co-op Education related questions.

Did you apply to and were you accepted into the Arts Co-op program during your time at the iSchool?

Yes 71.43% (35)
No 28.57% (14)

How many Co-op terms did you complete?

Answer	Response	%
Zero	22	45.83
1 term	13	27.08
2 terms	9	18.75
3 terms	4	8.33
Total	48	100%

Why did you not do any Co-op terms?

Answer	Response	%
Applied for jobs but did not get hired	2	4.35
Did not see suitable jobs to apply for	3	6.52
My plans changed	2	4.35
Found a job outside of co-op	6	13.04
Other	8	17.39
I did complete at least 1 Co-op	25	54.35
Total	46	100%

Did you feel the Co-op Program (training, advising, and work experience) gave you a competitive edge when searching for a full-time work?

Yes 41.46% (17)
Maybe 24.39% (10)
No 34.15% (14)

After your experience in our Co-op Program, would you recommend other students to participate in the Co-op Program?

Yes 43.18% (19)
Maybe 22.73% (10)

UBC School of Information

No 13.64% (6)
No comment 20.45% (9)